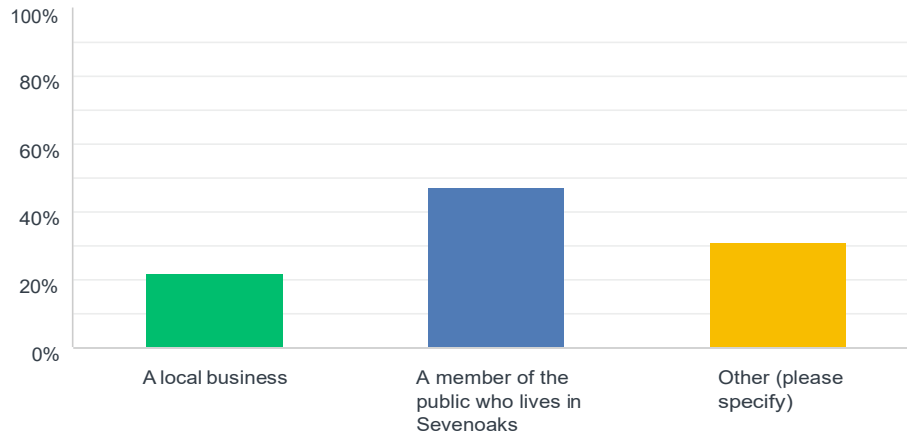


Q1 Are you responding to this questionnaire as:

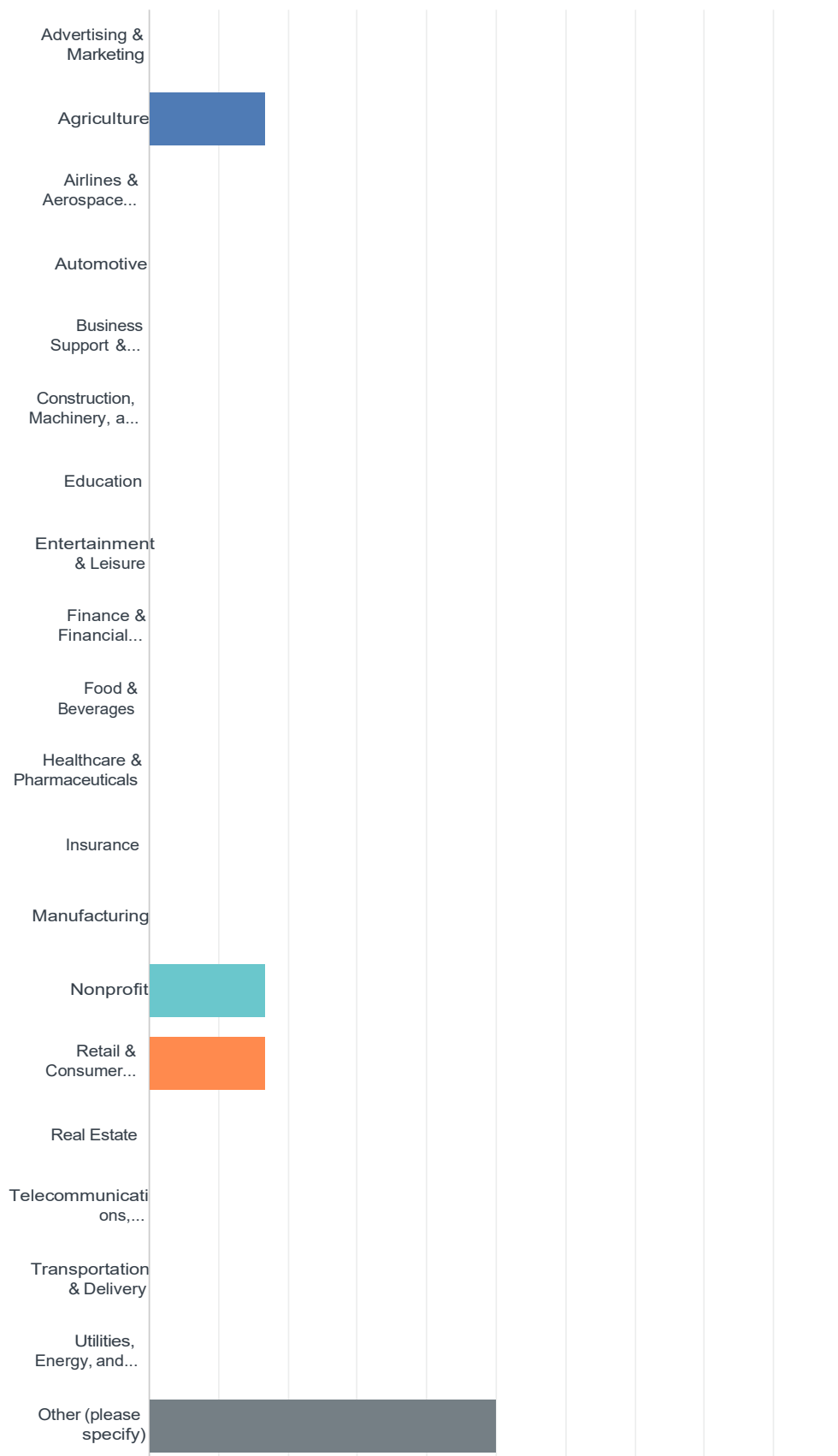
Answered: 32 Skipped: 0



ANSWER CHOICES	RESPONSES	
A local business	21.88%	7
A member of the public who lives in Sevenoaks	46.88%	15
Other (please specify)	31.25%	10
Total Respondents: 32		

Q2 Which sector is your business in?

Answered: 6 Skipped: 26



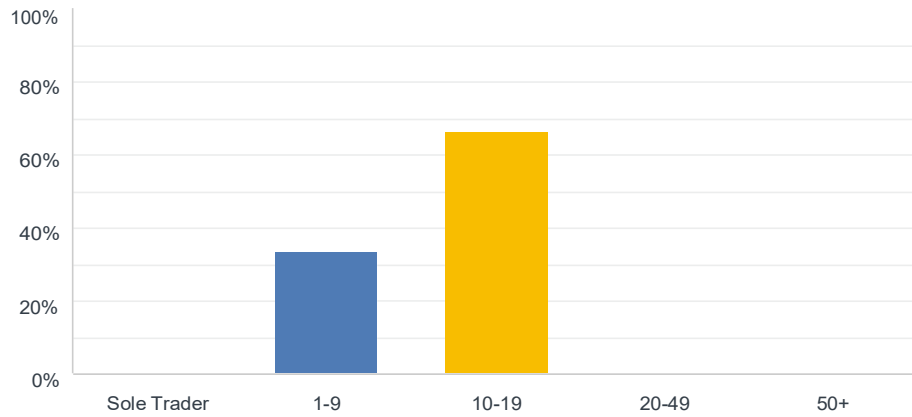
Economic Development Strategy Consultation Questionnaire

0% 10% 20% 30% 40% 50% 60% 70% 80% 90% 100%

ANSWER CHOICES	RESPONSES	
Advertising & Marketing	0.00%	0
Agriculture	16.67%	1
Airlines & Aerospace (including Defense)	0.00%	0
Automotive	0.00%	0
Business Support & Logistics	0.00%	0
Construction, Machinery, and Homes	0.00%	0
Education	0.00%	0
Entertainment & Leisure	0.00%	0
Finance & Financial Services	0.00%	0
Food & Beverages	0.00%	0
Healthcare & Pharmaceuticals	0.00%	0
Insurance	0.00%	0
Manufacturing	0.00%	0
Nonprofit	16.67%	1
Retail & Consumer Durables	16.67%	1
Real Estate	0.00%	0
Telecommunications, Technology, Internet & Electronics	0.00%	0
Transportation & Delivery	0.00%	0
Utilities, Energy, and Extraction	0.00%	0
Other (please specify)	50.00%	3
TOTAL		6

Q3 How many people are employed at your company?

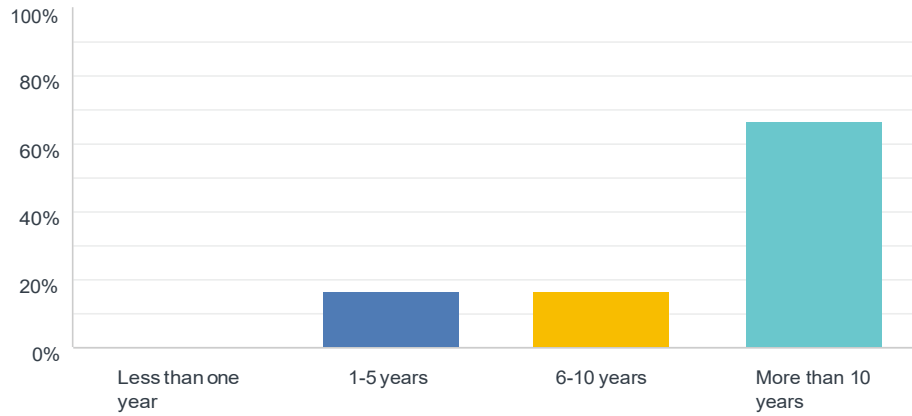
Answered: 6 Skipped: 26



ANSWER CHOICES	RESPONSES	
Sole Trader	0.00%	0
1-9	33.33%	2
10-19	66.67%	4
20-49	0.00%	0
50+	0.00%	0
TOTAL		6

Q4 How long has your company been in business?

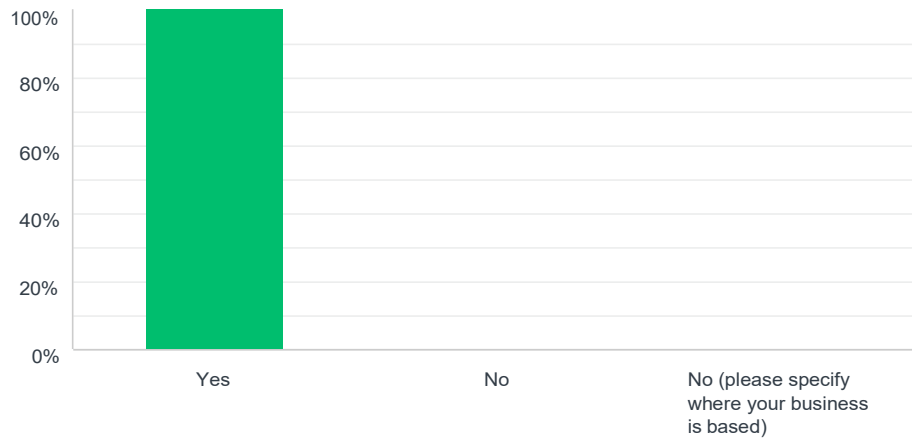
Answered: 6 Skipped: 26



ANSWER CHOICES	RESPONSES	
Less than one year	0.00%	0
1-5 years	16.67%	1
6-10 years	16.67%	1
More than 10 years	66.67%	4
Total Respondents: 6		

Q5 Is your business located within the district of Sevenoaks?

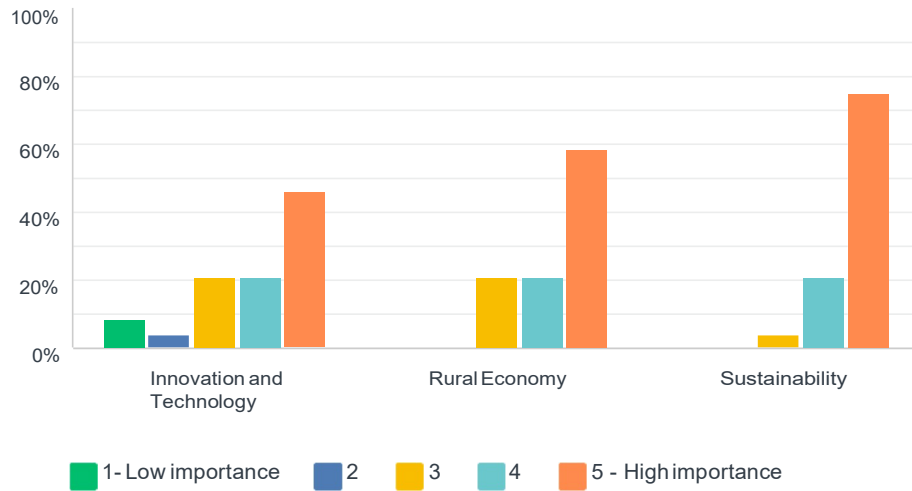
Answered: 6 Skipped: 26



ANSWER CHOICES	RESPONSES	
Yes	100.00%	6
No	0.00%	0
No (please specify where your business is based)	0.00%	0
Total Respondents: 6		

Q6 Our draft strategy proposes three cross-cutting themes, how important are these to you/your business?

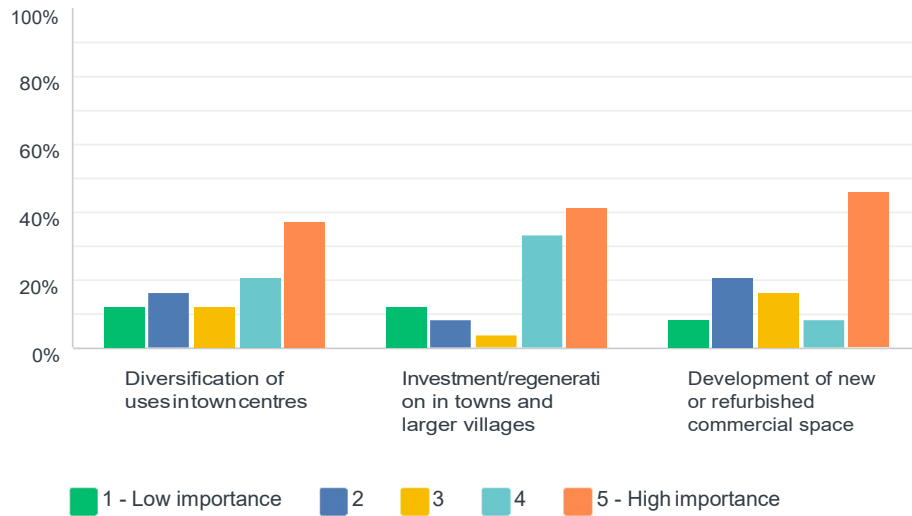
Answered: 24 Skipped: 8



	1- LOW IMPORTANCE	2	3	4	5 - HIGH IMPORTANCE	TOTAL	WEIGHTED AVERAGE
Innovation and Technology	8.33% 2	4.17% 1	20.83% 5	20.83% 5	45.83% 11	24	3.92
Rural Economy	0.00% 0	0.00% 0	20.83% 5	20.83% 5	58.33% 14	24	4.38
Sustainability	0.00% 0	0.00% 0	4.17% 1	20.83% 5	75.00% 18	24	4.71

Q7 On a scale of 1 to 5, 1 being low and 5 being high, please tell us how important you think each area is to you/your business

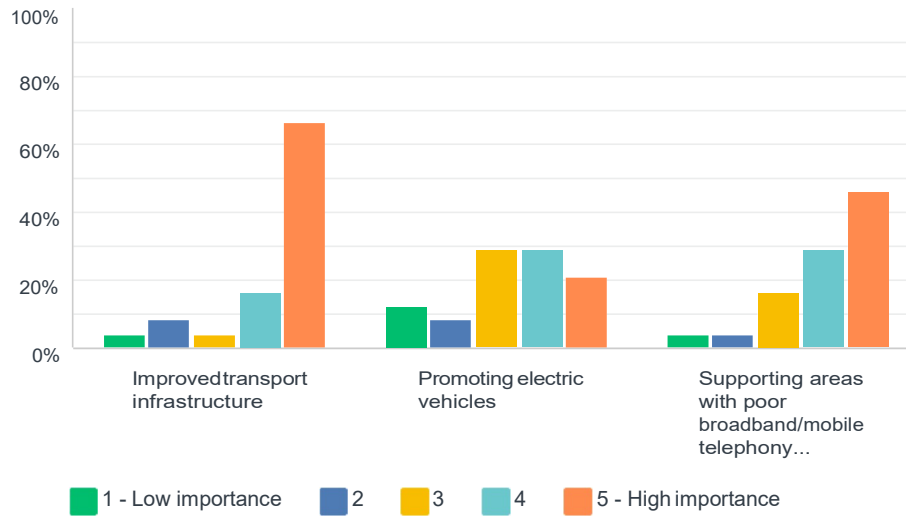
Answered: 24 Skipped: 8



	1 - LOW IMPORTANCE	2	3	4	5 - HIGH IMPORTANCE	TOTAL	WEIGHTED AVERAGE
Diversification of uses in town centres	12.50% 3	16.67% 4	12.50% 3	20.83% 5	37.50% 9	24	3.54
Investment/regeneration in towns and larger villages	12.50% 3	8.33% 2	4.17% 1	33.33% 8	41.67% 10	24	3.83
Development of new or refurbished commercial space	8.33% 2	20.83% 5	16.67% 4	8.33% 2	45.83% 11	24	3.63

Q8 On a scale of 1 to 5, please tell us how important you think each area is to you/your business

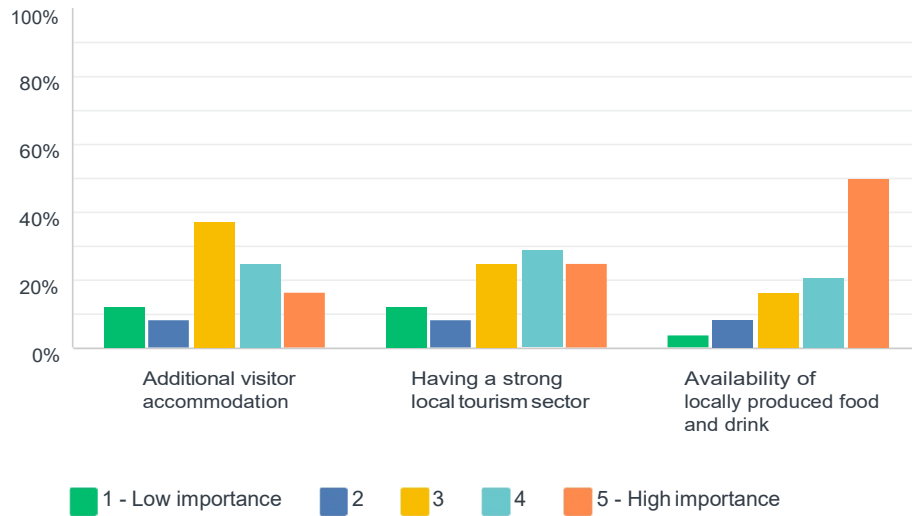
Answered: 24 Skipped: 8



	1 - LOW IMPORTANCE	2	3	4	5 - HIGH IMPORTANCE	TOTAL	WEIGHTED AVERAGE
Improved transport infrastructure	4.17% 1	8.33% 2	4.17% 1	16.67% 4	66.67% 16	24	4.33
Promoting electric vehicles	12.50% 3	8.33% 2	29.17% 7	29.17% 7	20.83% 5	24	3.38
Supporting areas with poor broadband/mobile telephony connectivity	4.17% 1	4.17% 1	16.67% 4	29.17% 7	45.83% 11	24	4.08

Q9 On a scale of 1 to 5, please tell us how important you think each area is to you/your business

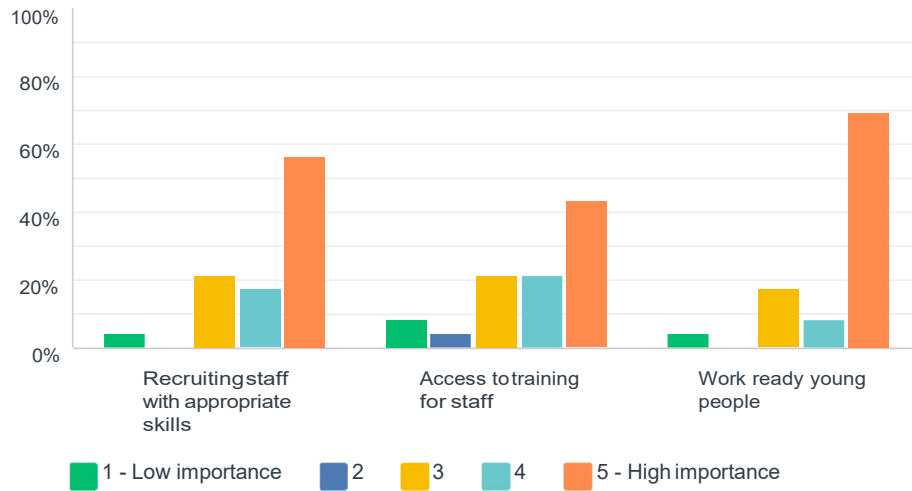
Answered: 24 Skipped: 8



	1 - LOW IMPORTANCE	2	3	4	5 - HIGH IMPORTANCE	TOTAL	WEIGHTED AVERAGE
Additional visitor accommodation	12.50% 3	8.33% 2	37.50% 9	25.00% 6	16.67% 4	24	3.25
Having a strong local tourism sector	12.50% 3	8.33% 2	25.00% 6	29.17% 7	25.00% 6	24	3.46
Availability of locally produced food and drink	4.17% 1	8.33% 2	16.67% 4	20.83% 5	50.00% 12	24	4.04

Q10 On a scale of 1 to 5, please tell us how important you think each area is to you/your business

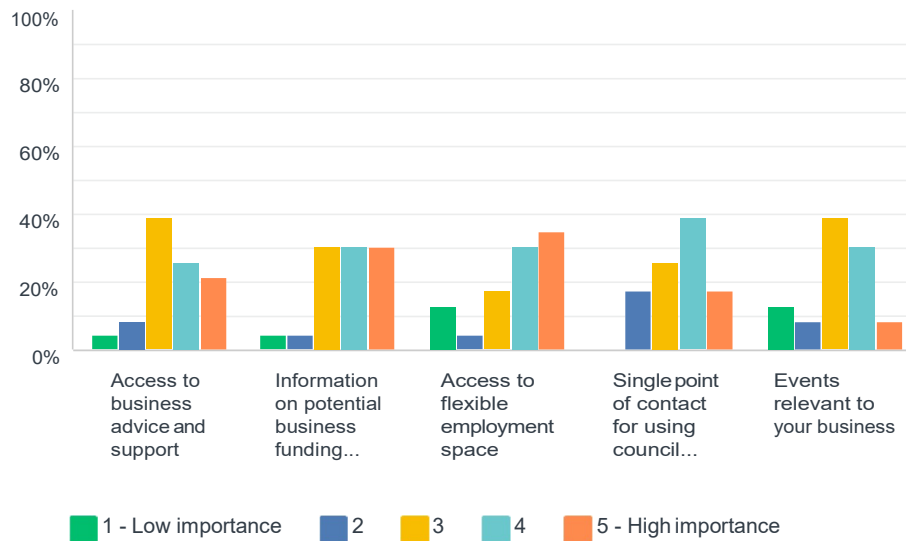
Answered: 23 Skipped: 9



	1 - LOW IMPORTANCE	2	3	4	5 - HIGH IMPORTANCE	TOTAL	WEIGHTED AVERAGE
Recruiting staff with appropriate skills	4.35% 1	0.00% 0	21.74% 5	17.39% 4	56.52% 13	23	4.22
Access to training for staff	8.70% 2	4.35% 1	21.74% 5	21.74% 5	43.48% 10	23	3.87
Work ready young people	4.35% 1	0.00% 0	17.39% 4	8.70% 2	69.57% 16	23	4.39

Q11 On a scale of 1 to 5, please tell us how important you think each area is to you/your business

Answered: 23 Skipped: 9



	1 - LOW IMPORTANCE	2	3	4	5 - HIGH IMPORTANCE	TOTAL	WEIGHTED AVERAGE
Access to business advice and support	4.35% 1	8.70% 2	39.13% 9	26.09% 6	21.74% 5	23	3.52
Information on potential business funding sources	4.35% 1	4.35% 1	30.43% 7	30.43% 7	30.43% 7	23	3.78
Access to flexible employment space	13.04% 3	4.35% 1	17.39% 4	30.43% 7	34.78% 8	23	3.70
Single point of contact for using council services (Team Around Your Business)	0.00% 0	17.39% 4	26.09% 6	39.13% 9	17.39% 4	23	3.57
Events relevant to your business	13.04% 3	8.70% 2	39.13% 9	30.43% 7	8.70% 2	23	3.13

Q12 Do you have any suggestions on how we can support a dynamic and sustainable economy for Sevenoaks District?

Answered: 19 Skipped: 13

See Appendix C.

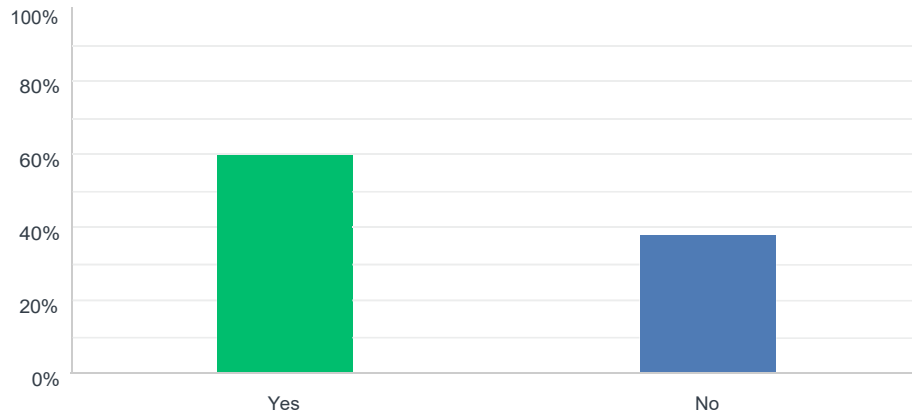
**Q13 Do you have any other comments, suggestions or views on the
Economic Development Strategy?**

Answered: 7 Skipped: 25

See Appendix C.

Q14 Would you like to receive further information from our Economic Development Team?

Answered: 21 Skipped: 11



ANSWER CHOICES	RESPONSES	
Yes	61.90%	13
No	38.10%	8
Total Respondents: 21		

Q15 Please provide your details to receive further information.

Answered: 14 Skipped: 18

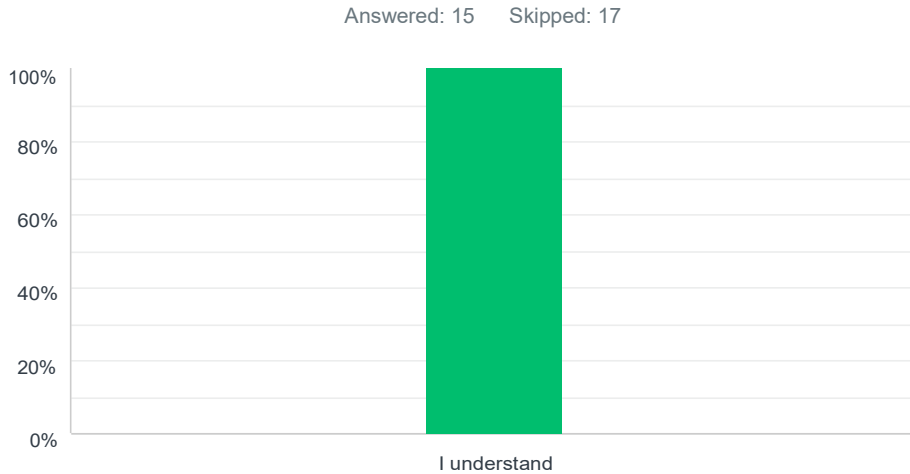
ANSWER CHOICES	RESPONSES	
Name	100.00%	14
Company	0.00%	0
Address	0.00%	0
Address 2	0.00%	0
City/Town	0.00%	0
State/Province	0.00%	0
ZIP/Postal Code	0.00%	0
Country	0.00%	0
Email Address	0.00%	0
Phone Number	0.00%	0

Q16 Please provide only details you would like us to use to contact you in the future.

Answered: 14 Skipped: 18

ANSWER CHOICES	RESPONSES	
Name	0.00%	0
Company	0.00%	0
Address	0.00%	0
Address 2	0.00%	0
City/Town	0.00%	0
State/Province	0.00%	0
ZIP/Postal Code	0.00%	0
Country	0.00%	0
Email Address	100.00%	14
Phone Number	71.43%	10

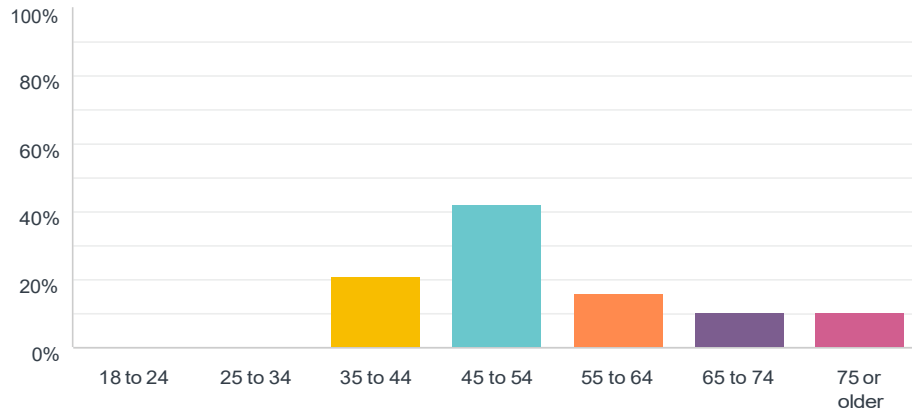
Q17 I understand that you will retain my information, which will be used for updates from the Economic Development Team and for other closely related purposes such as our realBusiness newsletter or to notify me of relevant events and opportunities. This information would also be subject to the Council's privacy notice, which can be accessed on www.sevenoaks.gov.uk I understand that I can cancel my subscription at any time by contacting business@sevenoaks.gov.uk all details will then be deleted from our records.



ANSWER CHOICES	RESPONSES
I understand	100.00% 15
Total Respondents: 15	

Q18 What is your age?

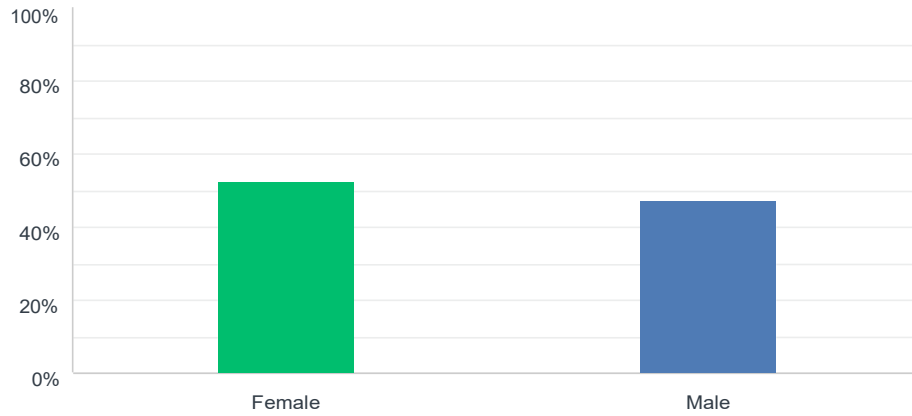
Answered: 19 Skipped: 13



ANSWER CHOICES	RESPONSES	
18 to 24	0.00%	0
25 to 34	0.00%	0
35 to 44	21.05%	4
45 to 54	42.11%	8
55 to 64	15.79%	3
65 to 74	10.53%	2
75 or older	10.53%	2
TOTAL		19

Q19 What is your gender?

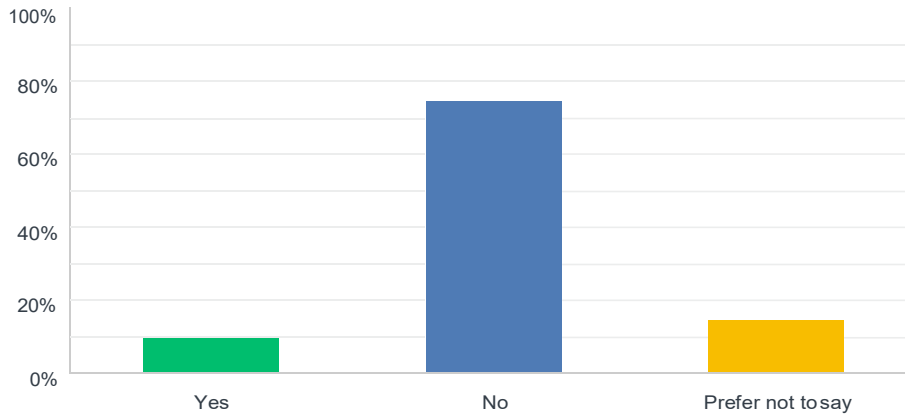
Answered: 19 Skipped: 13



ANSWER CHOICES	RESPONSES	
Female	52.63%	10
Male	47.37%	9
TOTAL		19

Q20 Under the Equalities Act 2010 a person has a disability if they have a physical or mental impairment which has a long-term and substantial adverse effect on their ability to carry out normal every day duties. Are your day to day activities limited because of a health problem or disability which has lasted, or is expected to last, at least 12 months?

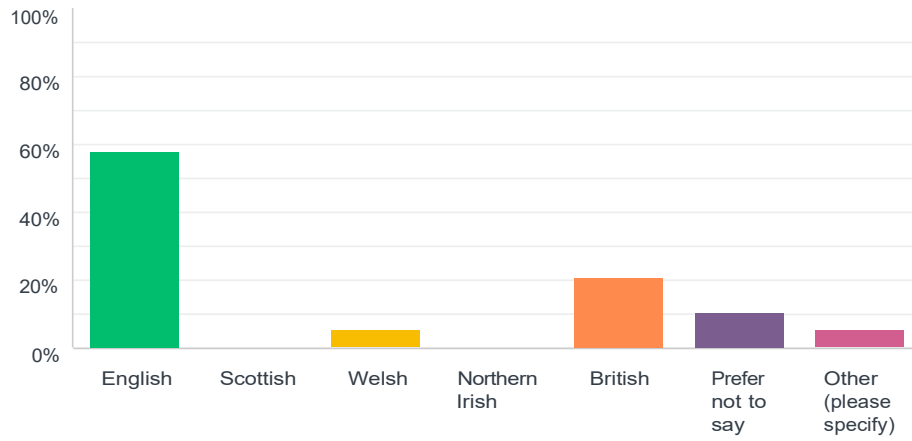
Answered: 20 Skipped: 12



ANSWER CHOICES	RESPONSES	
Yes	10.00%	2
No	75.00%	15
Prefer not to say	15.00%	3
Total Respondents: 20		

Q21 Which race/ethnicity best describes you? (Please choose only one.)

Answered: 19 Skipped: 13



ANSWER CHOICES	RESPONSES	
English	57.89%	11
Scottish	0.00%	0
Welsh	5.26%	1
Northern Irish	0.00%	0
British	21.05%	4
Prefer not to say	10.53%	2
Other (please specify)	5.26%	1
TOTAL		19